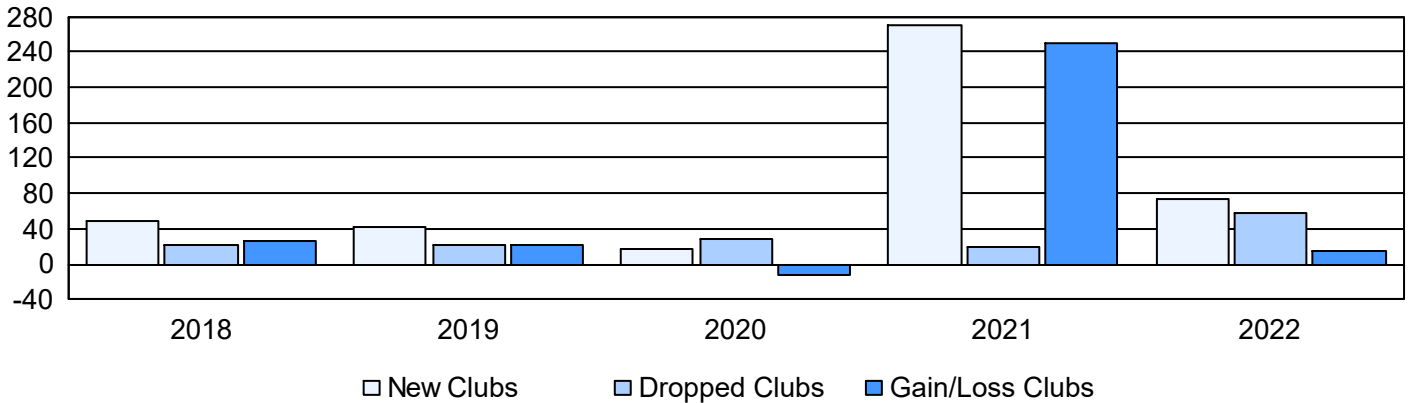
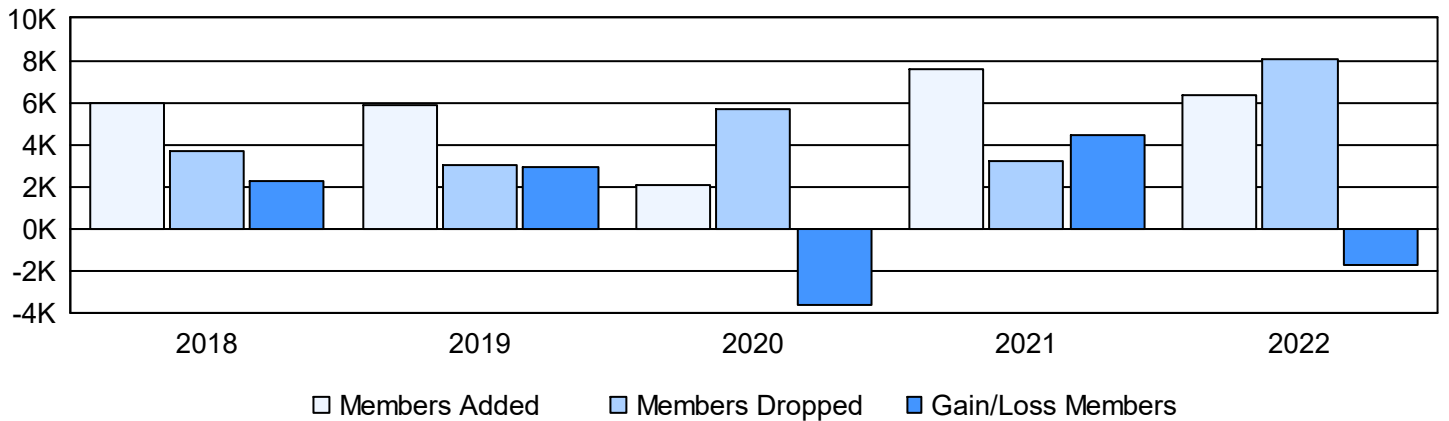


| Year           | New Clubs | Dropped Clubs | Gain/ Loss Clubs | New Members  | Charter Members | Reinstate Members | Transfer Members | Total Member Added | Total Members Dropped | Gain/ Loss Members |
|----------------|-----------|---------------|------------------|--------------|-----------------|-------------------|------------------|--------------------|-----------------------|--------------------|
| 2017-2018      | 48        | 22            | 26               | 4,278        | 1,504           | 178               | 36               | 5,996              | 3,711                 | 2,285              |
| 2018-2019      | 43        | 21            | 22               | 4,208        | 1,460           | 206               | 34               | 5,908              | 3,035                 | 2,873              |
| 2019-2020      | 16        | 28            | -12              | 862          | 460             | 681               | 47               | 2,050              | 5,709                 | -3,659             |
| 2020-2021      | 271       | 20            | 251              | 2,274        | 5,199           | 89                | 27               | 7,589              | 3,175                 | 4,414              |
| 2021-2022      | 73        | 58            | 15               | 3,584        | 2,183           | 249               | 309              | 6,325              | 8,078                 | -1,753             |
| <b>Average</b> | <b>90</b> | <b>30</b>     | <b>60</b>        | <b>3,041</b> | <b>2,161</b>    | <b>281</b>        | <b>91</b>        | <b>5,574</b>       | <b>4,742</b>          | <b>832</b>         |

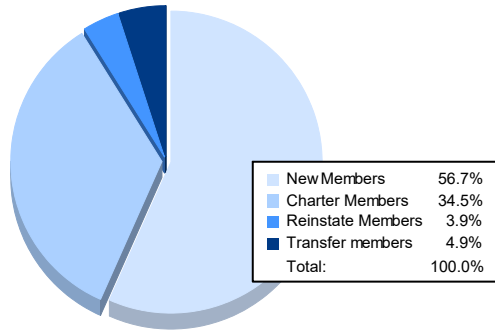
### Clubs



### Members



### Membership Composition June 2022 Cumulative



### Gender Composition June 2022 Cumulative

